







**PE Socket Joint Series**

Reducing tee	Spec.(mm)	Socket/Coupling	Spec.(mm)
	T25 × 20		S20
	T32 × 20		S25
	T32 × 25		S32
	T40 × 20		S40
	T40 × 25		S50
	T40 × 32		S63
	T50 × 20		S75
	T50 × 25		S90
	T50 × 32		S110
	T50 × 40		<b>Femal elbow</b>
	T63 × 20		20 × ½
	T63 × 25		25 × ½
	T63 × 32		25 × ¾
	T63 × 40		32 × 1
	T63 × 50		40 × 1 ¼
	T75 × 25		50 × 1 ½
	T75 × 32		63 × 2
	T75 × 40		<b>Male elbow</b>
	T75 × 50		20 × ½
	T75 × 63		25 × ½
T90 × 40		25 × ¾	
T90 × 50		32 × 1	
T90 × 63		40 × 1 ¼	
T90 × 75		50 × 1 ½	
T110 × 50		63 × 2	
T110 × 63			
T110 × 75			
T110 × 90			

End cap	Spec.(mm)	Male joint	Spec.(mm)	
	D20		20 × ½	
	D25		25 × ½	
	D32		25 × ¾	
	D40		32 × 1	
	D50		40 × 1 ¼	
	D63		50 × 1 ½	
	D75		63 × 2	
	D90	<b>Female joint</b>	<b>Spec.(mm)</b>	
	D110		20 × ½	
<b>90° Elbow</b>			25 × ½	
	L20		25 × ¾	
	L25		32 × 1	
	L32		40 × 1 ¼	
	L40		50 × 1 ½	
	L50		63 × 2	
	L63		<b>Double fusion union</b>	<b>Spec.(mm)</b>
	L75		20	
	L90		25	
	L110		32	
<b>45° Elbow</b>			<b>Single fusion union ball valve</b>	<b>Spec.(mm)</b>
	L20		20	
	L25		25	
	L32		32	
	L40		<b>Double fusion union ball valve</b>	<b>Spec.(mm)</b>
	L50			20
	L63			25
	L75			32
L90	40			
L110	50			

