









|                        | SIZE(mm) |  | Qty/Ctn |                                       | SIZE(mm) |  | Qty/Ctn |
|------------------------|----------|--|---------|---------------------------------------|----------|--|---------|
|                        |          |  |         |                                       |          |  |         |
| Reducer<br>(Soc x Soc) | 200X125  |  | 8       | 90° Reducing Tee<br>(Soc x Soc x Soc) | 200X90   |  | 4       |
|                        | 200X140  |  | 8       |                                       | 200X110  |  | 4       |
|                        | 200X160  |  | 8       |                                       | 200X160  |  | 4       |
|                        | 225X110  |  | 4       |                                       | 225X160  |  | 3       |
|                        | 225X125  |  | 4       |                                       | 225X200  |  | 3       |
|                        | 225X160  |  | 4       |                                       | 250X110  |  | 2       |
|                        | 225X200  |  | 4       |                                       | 250X160  |  | 2       |
|                        | 250X110  |  | 6       |                                       | 250X200  |  | 1       |
|                        | 250X160  |  | 6       |                                       | 280X250  |  | 1       |
|                        | 250X200  |  | 6       |                                       | 315X110  |  | 1       |
|                        | 280X250  |  | 2       |                                       | 315X125  |  | 1       |
|                        | 315X110  |  | 2       |                                       | 315X160  |  | 1       |
|                        | 315X125  |  | 2       |                                       | 315X200  |  | 1       |
|                        | 315X160  |  | 2       |                                       | 315X225  |  | 1       |
|                        | 315X200  |  | 2       |                                       | 315X250  |  | 1       |
|                        | 315X225  |  | 2       |                                       | 355X200  |  | 1       |
|                        | 315X250  |  | 2       |                                       | 355X250  |  | 1       |
|                        | 355X200  |  | 2       |                                       | 355X315  |  | 1       |
|                        | 355X250  |  | 2       |                                       | 400X200  |  | 1       |
|                        | 355X315  |  | 2       |                                       | 400X250  |  | 1       |
|                        | 400X200  |  | 1       |                                       | 400X315  |  | 1       |
|                        | 400X250  |  | 1       |                                       | 400X355  |  | 1       |
|                        | 400X315  |  | 1       |                                       |          |  |         |
|                        | 400X355  |  | 1       |                                       |          |  |         |



|          | SIZE(mm)  |   | Qty/Ctn                     |   | SIZE(mm) |  | Qty/Ctn |     |
|----------|---|---|-----------------------------|---|----------|--|---------|-----|
|          |   |   |                             |   |          |  |         |     |
| Coupling |  |   | Tee<br>( Soc x Fipt x Soc ) |  |          |  |         |     |
|          | 20  |   |                             | 1200  | 20X1/2"  |  |         | 480 |
|          | 25  |   |                             | 900   | 25X1/2"  |  |         | 380 |
|          | 32  |   |                             | 480   | 25X3/4"  |  |         | 340 |
|          | 40  |   |                             | 432   | 32X1/2"  |  |         | 240 |
|          | 50  |   |                             | 240   | 32X3/4"  |  |         | 190 |
|          | 63  |   |                             | 120   | 32X1"    |  |         | 150 |
|          | 75  |   |                             | 60  |          |  |         |     |
|          | 90  |   |                             | 45  |          |  |         |     |
|          | 110   |   |                             | 45  |          |  |         |     |
|          | 125   |   |                             | 22  |          |  |         |     |
|          | 140   |   |                             | 27  |          |  |         |     |
|          | 160   |   |                             | 12  |          |  |         |     |
|          | 180   |   |                             | 12  |          |  |         |     |
|          | 200   |   |                             | 8   |          |  |         |     |
|          | 225   |   |                             | 8   |          |  |         |     |
|          | 250   |   |                             | 4   |          |  |         |     |
|          | 280   |   |                             | 2   |          |  |         |     |
|          | 315   |   |                             | 2   |          |  |         |     |
|          | 355   |   |                             | 1   |          |  |         |     |
| 400      |   | 1 |                             |   |          |  |         |     |



|                         | SIZE(mm)  |  | Qty/Ctn          |   | SIZE(mm) |  | Qty/Ctn |      |
|-------------------------|---|--|------------------|---|----------|--|---------|------|
|                         |   |  |                  |   |          |  |         |      |
| Elbow<br>( Soc x Fipt ) |  |  | Reducer Coupling |  |          |  |         |      |
|                         | 20X1/2"   |  |                  | 480   | 25X20    |  |         | 2900 |
|                         | 25X1/2"   |  |                  | 380   | 32X25    |  |         | 1400 |
|                         | 25X3/4"   |  |                  | 340   | 40X32    |  |         | 870  |
|                         | 32X1/2"   |  |                  | 240   | 50X40    |  |         | 448  |
|                         | 32X3/4"   |  |                  | 190   |          |  |         |      |
|                         | 32X1"   |  | 150              |   |          |  |         |      |



|       | SIZE(mm)  |  | Qty/Ctn                                |   | SIZE(mm) |  | Qty/Ctn |    |
|-------|---|--|--|---|----------|--|---------|----|
|       |   |  |  |   |          |  |         |    |
| Valve |  |  | True Union Ball Valve<br>( Soc x Soc ) |  |          |  |         |    |
|       | 20  |  |  | 140   | 50       |  |         | 56 |
|       | 25  |  |  | 120   | 63       |  |         | 42 |
|       | 32  |  |  | 120   | 75       |  |         | 36 |
|       | 40  |  |  | 88  | 90       |  |         | 45 |
|       | 50  |  |  | 38  | 110      |  |         | 20 |
|       | 63  |  |  | 36  | 125      |  |         | 16 |
|       | 75  |  |  | 28  | 140      |  |         | 12 |
|       | 90  |  |  | 30  | 160      |  |         | 8  |
|       | 110   |  |  | 24  | 200      |  |         | 6  |
|       | 140   |  |  | 14  | 225      |  |         | 6  |
|       | 160   |  |  | 8   | 250      |  |         | 4  |
|       | 180   |  |  | 6   | 315      |  |         | 2  |
|       | 200   |  |  | 4   | 355      |  |         | 2  |
|       | 225   |  |  | 3   | 400      |  |         | 2  |
|       | 250   |  |  | 3   | 450      |  |         | 1  |
|       | 280   |  |  | 3   | 500      |  |         | 1  |

|               |   |         |                      |   |         |
|---------------|---|---------|----------------------|---|---------|
| Rubber Gasket |  |         | Rubber Flange Gasket |  |         |
|               | SIZE(mm)  | Qty/Ctn |                      | SIZE(mm)  | Qty/Ctn |
|               | 63  | -       |                      | 50  | -       |
|               | 75  | -       |                      | 63  | -       |
|               | 90  | -       |                      | 75  | -       |
|               | 110   | -       |                      | 90  | -       |
|               | 125   | -       |                      | 110   | -       |
|               | 140   | -       |                      | 125   | -       |
|               | 160   | -       |                      | 140   | -       |
|               | 180   | -       |                      | 160   | -       |
|               | 200   | -       |                      | 180   | -       |
|               | 225   | -       |                      | 200   | -       |
|               | 250   | -       |                      | 225   | -       |
|               | 315   | -       |                      | 250   | -       |
|               | 355   | -       |                      | 315   | -       |
|               | 400   | -       |                      | 355   | -       |
|               | 450   | -       |                      | 400   | -       |
| 500           | -   | 450     | -                    |   |         |
| 600           | -   | 500     | -                    |   |         |





|                    |   |         |       |   |         |
|--------------------|---|---------|-------|---|---------|
| Compact Ball Valve |  |         | Clamp |  |         |
|                    | SIZE(mm)  | Qty/Ctn |       | SIZE(mm)  | Qty/Ctn |
|                    | 20  | 250     |       | 20  | 1200    |
|                    | 25  | 160     |       | 25  | 1200    |
|                    | 32  | 100     |       | 32  | 900     |
|                    | 40  | 75      |       | 40  | 600     |
|                    | 50  | 60      |       | 50  | 440     |
|                    | 63  | 40      |       | 63  | 270     |
|                    | 75  | 18      |       |   |         |
|                    | 90  | 10      |       |   |         |
| 110                | 5   |         |       |   |         |

|             |   |         |                 |   |         |
|-------------|---|---------|-----------------|---|---------|
| Check valve |  |         | Butterfly valve |  |         |
|             | SIZE(mm)  | Qty/Ctn |                 | SIZE(mm)  | Qty/Ctn |
|             | 20  | -       |                 | 75  | -       |
|             | 25  | -       |                 | 90  | -       |
|             | 32  | -       |                 | 110   | -       |
|             | 40  | -       |                 | 125   | -       |
|             | 50  | -       |                 | 160   | -       |
| 63          | -   | 200     | -               |   |         |

|       |   |         |                |   |         |
|-------|---|---------|----------------|---|---------|
| Clamp |  |         | Solvent Cement |  |         |
|       | SIZE(mm)  | Qty/Ctn |                | SIZE(mm)  | Qty/Ctn |
|       | 20  | 2000    |                | 0.5kg   | -       |
|       | 25  | 1200    |                | -   | -       |
|       | 32  | 750     |                | -   | -       |
| 40    | 594   | -       | -              |   |         |

|  |   |         |     |   |         |
|--|---|---------|-----|---|---------|
| Compression Coupling (Gasket x Gasket) |  |         | Tap |  |         |
|  | SIZE(mm)  | Qty/Ctn |     | SIZE(mm)  | Qty/Ctn |
|  | 20  | 130     |     | 20  | -       |
|  | 25  | 100     |     | 25  | -       |
|  | 32  | 78      |     | -   | -       |
|  | 40  | 70      |     | -   | -       |
|  | 50  | 60      |     | -   | -       |
|  | 63  | 46      |     | -   | -       |
|  | 75  | 18      |     | -   | -       |
|  | 90  | 9       |     | -   | -       |
|  | 110   | 6       |     | -   | -       |
|  | 140   | 6       |     | -   | -       |
| 160                                    | 4   | -       | -   |   |         |

|   |   |         |                                 |   |         |
|---|---|---------|---------------------------------|---|---------|
| 90°Elow<br>( Gasket x Spig )                  |    |         | 45°Elbow<br>( Gasket x Spig )   |    |         |
|   | SIZE(mm)  | Qty/Ctn |                                 | SIZE(mm)  | Qty/Ctn |
|   | 225   | 2       |                                 | 225   | 2       |
|   | 250   | 2       |                                 | 250   | 2       |
|   | 315   | 1       | 315                             | 1   |         |
| 90°Elow<br>( Gasket x Gasket )                |    |         | 45°Elow<br>( Gasket x Gasket )  |    |         |
|   | SIZE(mm)  | Qty/Ctn |                                 | SIZE(mm)  | Qty/Ctn |
|   | 63  | 28      |                                 | 63  | 30      |
|   | 75  | 20      |                                 | 75  | 18      |
|   | 90  | 16      |                                 | 90  | 12      |
|   | 110   | 12      |                                 | 110   | 8       |
|   | 160   | 3       |                                 | 160   | 4       |
|   | 200   | 3       |                                 | 200   | 4       |
|   | 225   | 2       |                                 | 225   | 2       |
|   | 250   | 2       |                                 | 250   | 2       |
| 315   | 1   | 315     | 1                               |   |         |
| 355   | 1   | 355     | 1                               |   |         |
| Reducing Tee<br>(Gasket x Flange<br>x Gasket) |  |         | Reducing Tee<br>(Gasket x Spig) |  |         |
|   | SIZE(mm)  | Qty/Ctn |                                 | SIZE(mm)  | Qty/Ctn |
|   | 110   | 6       |                                 | 110   | 6       |
|   | 160   | 3       |                                 | 160   | 3       |
|   | 200   | 2       |                                 | 200   | 2       |
|   | 225   | 2       |                                 | 225   | 2       |
|   | 250   | 1       |                                 | 250   | 1       |
|   | 315   | 1       |                                 | 315   | 1       |
|   | 160x110   | 3       |                                 | 160x110   | 1       |
|   | 200x110   | 2       |                                 | 200x110   | 2       |
| 200x160                                       | 2   | 200x160 | 2                               |   |         |
| 225x110                                       | 2   | 225x110 | 2                               |   |         |

|   |   |         |   |   |         |
|---|---|---------|---|---|---------|
| Reducing Tee<br>(Gasket x Flange<br>x Gasket) | 225x160   | 2       | Reducing Tee<br>(Gasket x<br>Gasket x Spig) | 225x160   | 2       |
|   | 250x110   | 2       |   | 250x110   | 2       |
|   | 250x160   | 1       |   | 250x160   | 1       |
|   | 250x200   | 1       |   | 250x200   | 1       |
|   | 315x110   | 1       |   | 315x110   | 1       |
|   | 315x160   | 1       |   | 315x160   | 1       |
|   | 315x200   | 1       |   | 315x200   | 1       |
| Flexible Flange<br>( Soc x Flange )           |    |         | Blind Flange                                |    |         |
|   | SIZE(mm)  | Qty/Ctn |   | SIZE(mm)  | Qty/Ctn |
|   | 110x2"  | 18      |   | 110   | 18      |
|   | 160x2"  | 10      |   | 160   | 10      |
|   | 200x2"  | 6       | 200   | 6   |         |
| 22.5°Elbow<br>(Soc x Gasket )                 |   |         | 22.5°Elbow<br>( Gasket x Gasket )           |   |         |
|   | SIZE(mm)  | Qty/Ctn |   | SIZE(mm)  | Qty/Ctn |
|   | 225   | 4       |   | 110   | 8       |
|   | 250   | 2       |   | 160   | 4       |
|   | 315   | 1       |   | 200   | 4       |
|   |   | 225     | 2   |   |         |
|   |   | 250     | 2   |   |         |
|   |   | 315     | 1   |   |         |
| Coupling<br>(Gasket x Gasket)                 |  |         | Tee<br>(Gasket x Gasket<br>x Gasket)        |  |         |
|   | SIZE(mm)  | Qty/Ctn |   | SIZE(mm)  | Qty/Ctn |
|   | 63  | 48      |   | 63  | 17      |
|   | 75  | 36      |   | 75  | 16      |
|   | 90  | 18      |   | 90  | 9       |
|   | 110   | 9       |   | 110   | 6       |
|   | 160   | 4       |   | 160   | 3       |
| 200   | 4   | 200     | 2   |   |         |