

Specification










Normal Outside Diameter (d _n)		Wall Thickness (e _n)			
		SDR11		SDR17.6	
Basic Size	Tolerance	Basic Size	Tolerance	Basic Size	Tolerance
* 20	+0.3 0	3.0	+0.4 0	2.3	+0.4 0
* 25	+0.3 0	3.0	+0.4 0	2.3	+0.4 0
32	+0.3 0	3.0	+0.4 0	2.3	+0.4 0
40	+0.4 0	3.7	+0.5 0	2.3	+0.4 0
50	+0.4 0	4.6	+0.6 0	2.9	+0.4 0
63	+0.4 0	5.8	+0.7 0	3.6	+0.5 0
* 75	+0.5 0	6.8	+0.8 0	4.3	+0.6 0
90	+0.6 0	8.2	+1.0 0	5.2	+0.7 0
110	+0.7 0	10.0	+1.1 0	6.3	+0.8 0
*125	+0.8 0	11.4	+1.3 0	7.1	+0.9 0
160	+1.0 0	14.6	+1.6 0	9.1	+1.1 0
*180	+1.1 0	16.4	+1.8 0	10.3	+1.2 0
200	+1.2 0	18.2	+2.0 0	11.4	+1.3 0
*225	+1.4 0	20.5	+2.2 0	12.8	+1.4 0
250	+1.5 0	22.7	+2.4 0	14.2	+1.6 0
315	+1.9 0	28.6	+3.0 0	17.9	+1.9 0
355	+2.2 0	32.3	+3.4 0	20.2	+2.2 0
400	+2.4 0	36.4	+3.8 0	22.8	+2.4 0
450	+2.7 0	40.9	+4.2 0	25.6	+2.7 0
500	+3.0 0	45.5	+4.7 0	28.4	+3.0 0
560	+3.4 0	50.9	+5.2 0	31.9	+3.0 0
630	+3.8 0	57.3	+5.9 0	35.8	+3.7 0








Butt-Fusion Fittings and Tools for Buried PE Gas Pipe

Description	Picture	Spec.(mm)	Description	Picture	Spec.(mm)				
45°Equal elbow		L63	90°Equal elbow		L63				
		L90			L75				
		L110			L90				
		L160			L110				
		L200			L125				
		L250			L160				
Equal Tee		L315	Unequal Tee		L200				
		L400			L250				
		T63			L315				
		T75			L355				
		T90			L400				
		T110			T63x32				
		T125			T63x40				
		T160			T63x50				
		T200			T90x50				
		T250			T90x63				
Unequal straight Union		T315	End cap		T90x75				
		T400			T110x50				
		T63x32			T110x63				
		T63x40			T110x75				
		T63x50			T110x90				
		S90x50			T160x63				
		S90x63			T160x90				
		S90x75			T160x110				
		S110x40			T200x90				
		S110x63			T200x110				
		S110x90			T200x160				
		S125x90			T250x110				
		S125x110			T250x160				
		S160x63			T250x200				
		S160x90			T315x200				
		S160x110			T315x250				
		S160x125			T355x250				
		S200x63			T355x315				
		Condensate Tank				S200x90	PE Butt Welding Machine		D63
						S200x110			D90
S200x160	D110								
S250x110	D125								
S250x160	D160								
S250x200	D200								
S315x160	D250								
S315x250	D315								
S355x250	D355								
S355x315	D400								
PE Butt Welding Machine		S400x315	PE Butt Welding Machine		90-160 (Manual)				
		N110			90-160				
		N160			250				
		N200			315				
		N250			450				
N315	630								

Electro-Fusion Fittings and Tools for Buried PE Gas Pipe

Description	Picture	Spec.(mm)	Description	Picture	Spec.(mm)
45°Equal elbow		L32	90°Equal elbow		L32
		L40			L40
		L50			L50
		L63			L63
		L90			L90
		L110			L110
		L160			L160
Equal Tee		T32	Unequal Tee		T32*25
		T40			T40*25
		T50			T40*32
		T63			T50*32
		T90			T50*40
		T110			T63*25
		T160			T63*32
Equal Straight Union		S25	Unequal Straight Union		T63*40
		S32			T63*50
		S40			T90*50
		S50			T90*63
		S63			T110*63
		S75			T110*90
		S90			T160*110
		S110			S32*25
		S125			S40*25
		S160			S40*32
		S200			S50*32
		S225			S50*40
		S250			S63*32
		S315			S63*40
		S355			S63*50
S400	S90*63				
Saddle Straight Union		D90*63	Saddle Bypass		S110*63
		D110*63			S110*90
		D160*63			D63*32
		D200*63			D90*32
		D250*63			D110*32
		D315*63			D160*32
		D90*90			D200*32
		D110*90			D63*63
		D160*90			D90*63
		D200*90			D110*63
D250*90	D160*63				
D160*110	D200*63				
PE Electro-fusion welding machine					D250*63
					D315*63

Steel-plastic Flange Connection Fittings and Tools for Buried PE Gas Pipe

Description	Picture	Spec.(mm)	Description	Picture	Spec.(mm)
Steel-plastic Joint(threaded Type)		32R1	Steel-plastic joint(bent tube type)		32/OD34 95cm
		40R1 1/4			
		50R1 1/2			
		63R1 1/2			
		63R2			
Steel Flange		40	Steel-plastic joint (Steel tube type)		DN25/20
		50			DN25/20 (70CM)
		63			32/OD34
		90			32/OD34 (65CM)
		110			32/OD42
		160			D40/25
		200			D40/32
		250			40/OD42
		315			50/OD40
		355			D50/40(75cm)
400	63/OD48				
Plastic Flange Pad Ring		F40	D63/50		
		F50	63/OD51(40CM)		
		F63	63/OD57		
		F90	63/OD60		
		F110	63/OD60(65CM)		
		F160	D90/80		
		F200	90/OD89		
		F250	90/OD89(65CM)		
		F315	110/OD108(60CM)		
		F355	D110/100		
		F400	D160/150		
			160/OD159		
	200/OD219				
	250/OD273				
	315/OD325				